

## Classic by VingCard

### Traditional locks

Designed for security and economy.

To match the style and finish of our Classic by VingCard electronic guestroom locks, we have complemented our Classic range with high quality traditional locks, ensuring a uniform and classic style throughout your property.

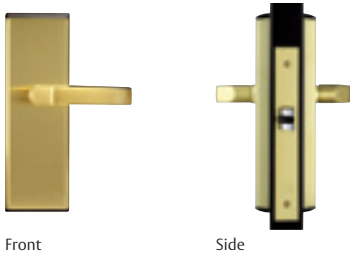


#### FEATURES:

- Consistency in master key system.
- Staff key will fit into all cylinder key ways.
- All 1000 series locks are U.L. tested.
- Conforms to or exceeds the toughest building codes.
- For aesthetic appeal, the 1000 series provides a uniform look throughout the property from main entry to bathrooms.
- Available in ANSI or EURO.
- Materials and finish; Satin Chrome, Satin Brass, Polished Chrome and Polished Brass.

# Classic 1000 Series

Classic 1000-series is available with EURO and ANSI lock case. It comes with the same finishes and handles as Classic electronic locks to perfectly match the guest room doors with the back of house locks. Function wise VingCard offer 3 different lock cases in the Classic 1000-series, to make it the natural choice in almost any door lock application.



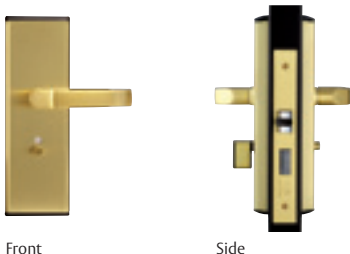
Front

Side

## 1001

Passage or Closet Latch; Latchbolt operated by knob or handle from either side.

Application	Lock parts	Operating parts
Passage or closet door	Latchbolt	Door handles



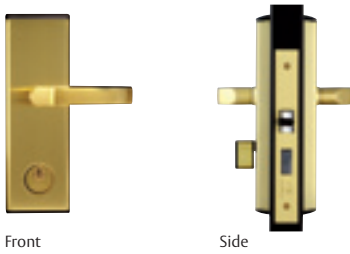
Front

Side

## 1002

Privacy, bedroom or bathroom lock; Latch operated by knob or handle from either side. Deadbolt operated by turn piece inside and by emergency release from outside. Occupancy indicator.

Application	Lock parts	Operating parts
Bathroom or privacy doors	Latch and deadbolt	Door handles, thumbturn on one side, indicator



Front

Side

## 1021

Front door lock; Latchbolt operated by knob or handle from either side. Deadbolt operated by key from outside and by thumbturn inside.

Application	Lock parts	Operating parts
Exterior doors	Latch and deadbolt	Door handles, cylinder and thumbturn

## Handles

Handles available are Wing, Functional, Gothic, Ship, US Ship, Standard and many more (for more handle options, please contact your local sales representative).

All handles are delivered in the same finish as the escutcheon for a consistent and stylish look.



Wing



Functional



Gothic



Ship



US Ship

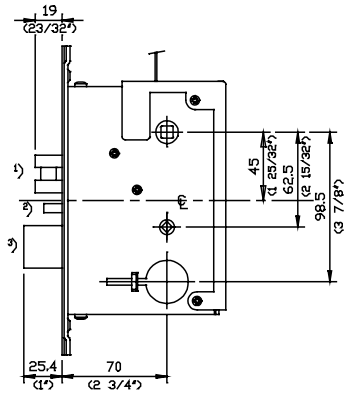


Standard



# SPECIFICATIONS

\* ANSI lockcase:

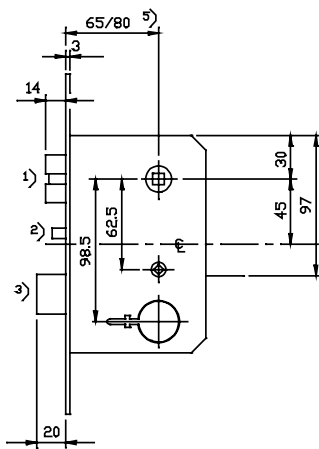


ANSI:

- 25 mm front
- 28 mm front
- 32 mm front

Backset: 70 mm

\* EURO lockcase:



EURO:

- 20 mm front
- 22 mm front
- 24 mm front

Backset: 65 mm



Unlimited possibilities •  
customized solutions

Accessories  
by VingCard®

Contact us:



ASSA ABLOY

VingCard Elsafe AS

P.O. Box 511 • 1522 Moss • Norway

Tel: +47 69 24 50 00 • Fax: +47 69 24 50 50

E-mail: [info@vcegroup.com](mailto:info@vcegroup.com) • [www.vcegroup.com](http://www.vcegroup.com)